

Mecklenburg County Board of County Commissioners Meeting

March 19, 2024



Year-In-Review

▶ **Safety and Security**

- ▶ New security contracts
- ▶ CATS Connect
- ▶ Ambassador Program

▶ **Asset Preservation/Facilities**

- ▶ LRV Truck Maintenance and Technology System Contract with Siemens
- ▶ Bus and STS Bus Replacement Order and update to fleet replacement plan
- ▶ Hired Transit Facilities Manager – Craig Fox
- ▶ Conducting Facilities Assessments and started addressing needs (CTC, Facility Lighting, Bus Stops and Transit Centers, Rail Trail, Elevators)

▶ **Valuing Employees**

- ▶ Field Staff Pay Increases
- ▶ Implemented Several Communications Tools

▶ **Completed Annual Rail Shutdown with No findings from NCDOT SSO**

▶ **Awarded a \$30M Zero Emission Grant**

▶ **Hired Key Executives and Implemented New Organization Chart**

▶ **Increased Recruitment and Retention Efforts in Bus and Rail**



Our Mission

MOVING PEOPLE FORWARD.



Vision Statement

To create a seamless transit experience that improves the lives of individuals, fuels economic growth, builds a connected region and fosters a sustainable future for all.

FY25 STRATEGIC PRIORITIES

1. Organizational Resilience
2. Employee Success
3. Future-Forward Planning and Innovation
4. Exceptional Customer Experience
5. Positive Community Impact

Core Values



Safety



Employee
Centric



Customer
Focused



Equity &
Inclusion



Innovation



Sustainability



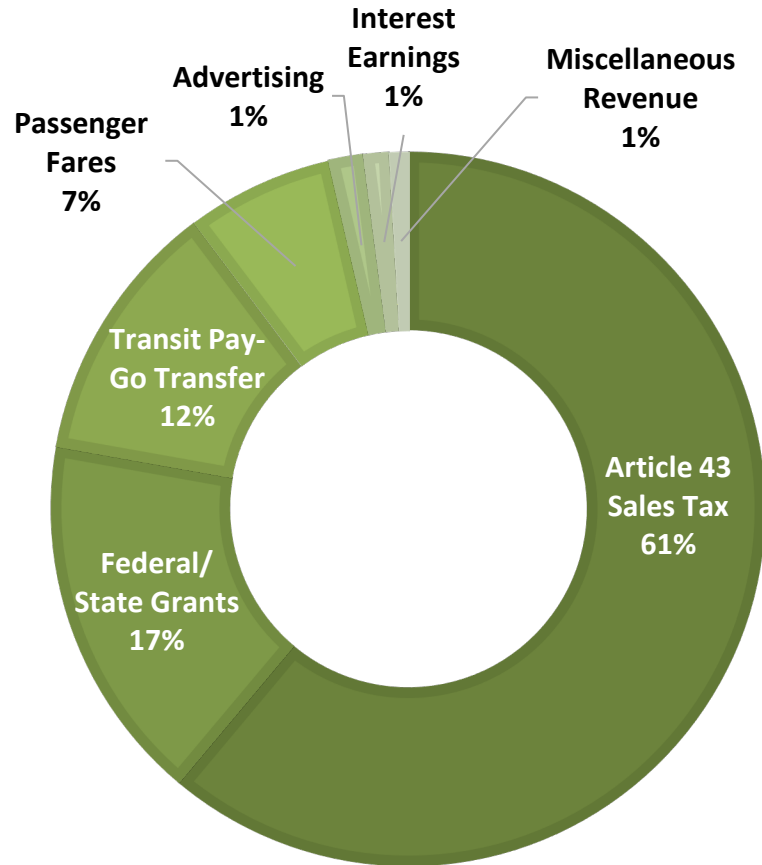
Excellence



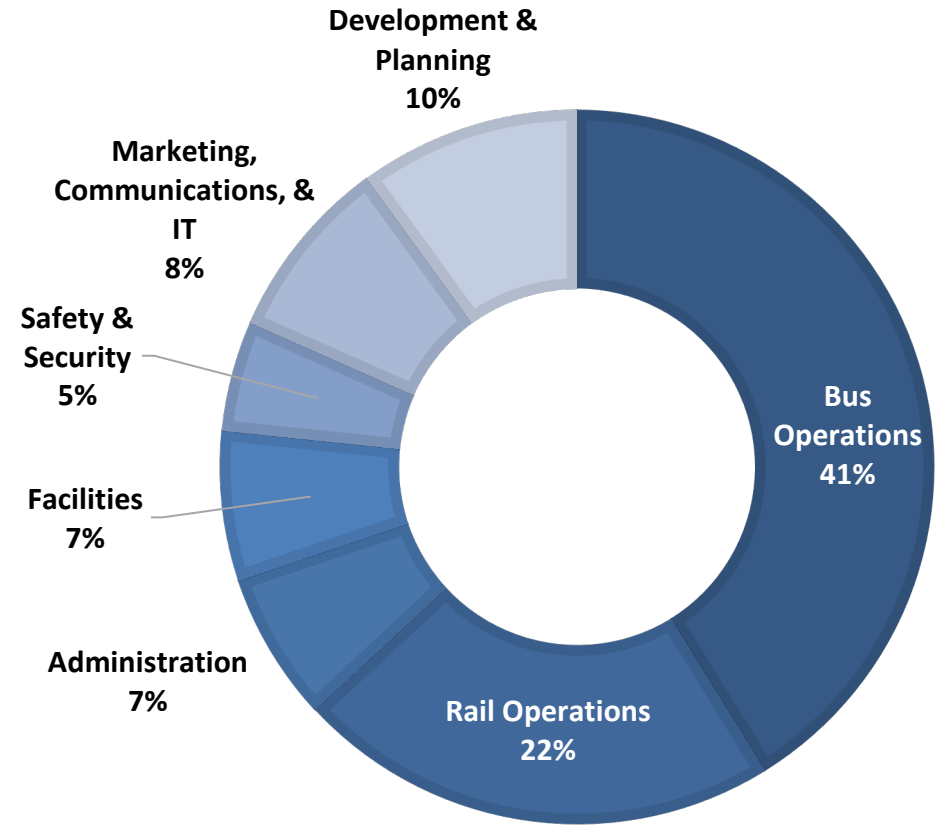
CATS FY2024 Budget Overview

CATS FY 2024 Operating Budget - \$235M

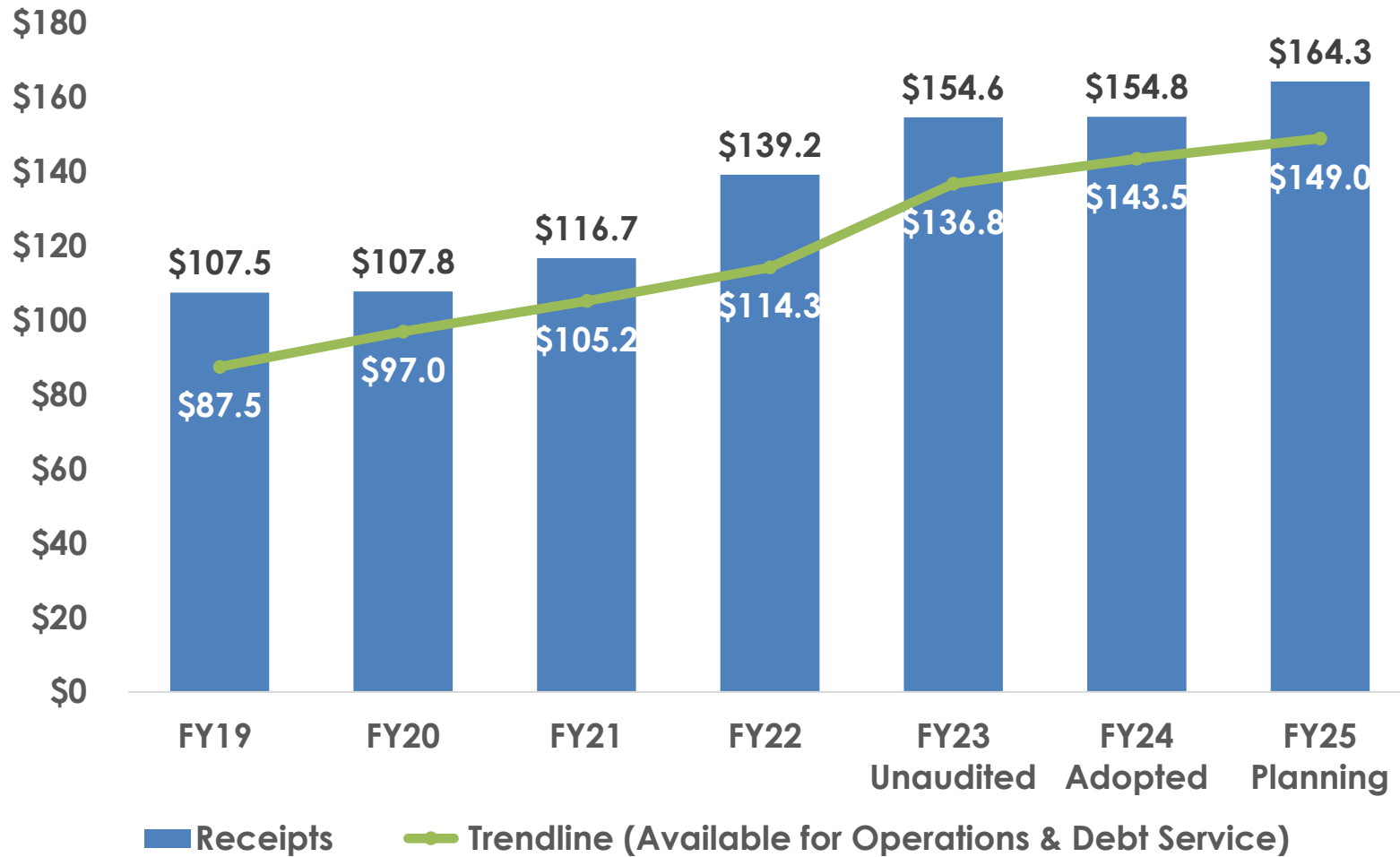
REVENUES



EXPENSES



1/2 Percent Sales Tax FY 2019 – FY 2025



1/2 Cent County-Wide Tax

Does Not Include: grocery foods, automobiles, housing, medical visits and medicines, gasoline, insurance, utilities, debt, school, etc.

FY25 Budget Process

▶ **September 2023 – November 2023:**

- ▷ *Staff budget requests provided to CATS Finance*

▶ **November 2023– December 2023:**

- ▷ *CATS Finance and divisions review of budget requests*

▶ **December 2023 – January 2024:**

- ▷ *Draft expenditure and revenue projections*
- ▷ *Alignment with strategic priorities (based on today's discussion)*

▶ **January 2024:**

- ▷ *Preliminary Budget Presented to MTC*

▶ **February – April 2024:**

- ▷ MTC Budget Workshop
- ▷ Finalize budget and revenue projections
- ▷ Budget reviewed with MTC & TSAC

CATS Services Overview

- ▶ **Service Area Population: 1,302,619**
- ▶ **Service Area square miles: 675**
- ▶ **Participating Sales-Tax Communities**

- ▶ Charlotte
- ▶ Cornelius
- ▶ Davidson
- ▶ Huntersville
- ▶ Matthews
- ▶ Mint Hill
- ▶ Pineville
- ▶ Mecklenburg County

- ▶ **CATS Services**

- ▶ Fixed Bus
- ▶ Paratransit
- ▶ Light Rail & Streetcar
- ▶ Vanpool

- ▶ **Annual Total Ridership: 14,027,141**



Who we serve

- ▶ More than 70% of customers are people of color
- ▶ More than 60% earn less than \$60k per year and in that group more than 40% earn less than \$30K per year
- ▶ 51% of customers do not own a car
- ▶ 83% are employed (69% full-time and 14% part-time)
- ▶ 88% walk to access transit, 6% park and ride
- ▶ 22% require a transfer to complete their trip
- ▶ Over 50% of trips are going to work or school
- ▶ Compared to prior survey the share of zero car households increased while the share of passenger households owning two or more cars dropped by almost a third.



Fixed Route Overview

▶ Service Types – 67 Routes

- ▶ 48 - Local
- ▶ 3 - Regional Express
- ▶ 13 - Express
- ▶ 3 - Village Rider

▶ Hours of Service (combined): 5 am to 2 am

▶ FY 2023 Ridership: 8,106,539

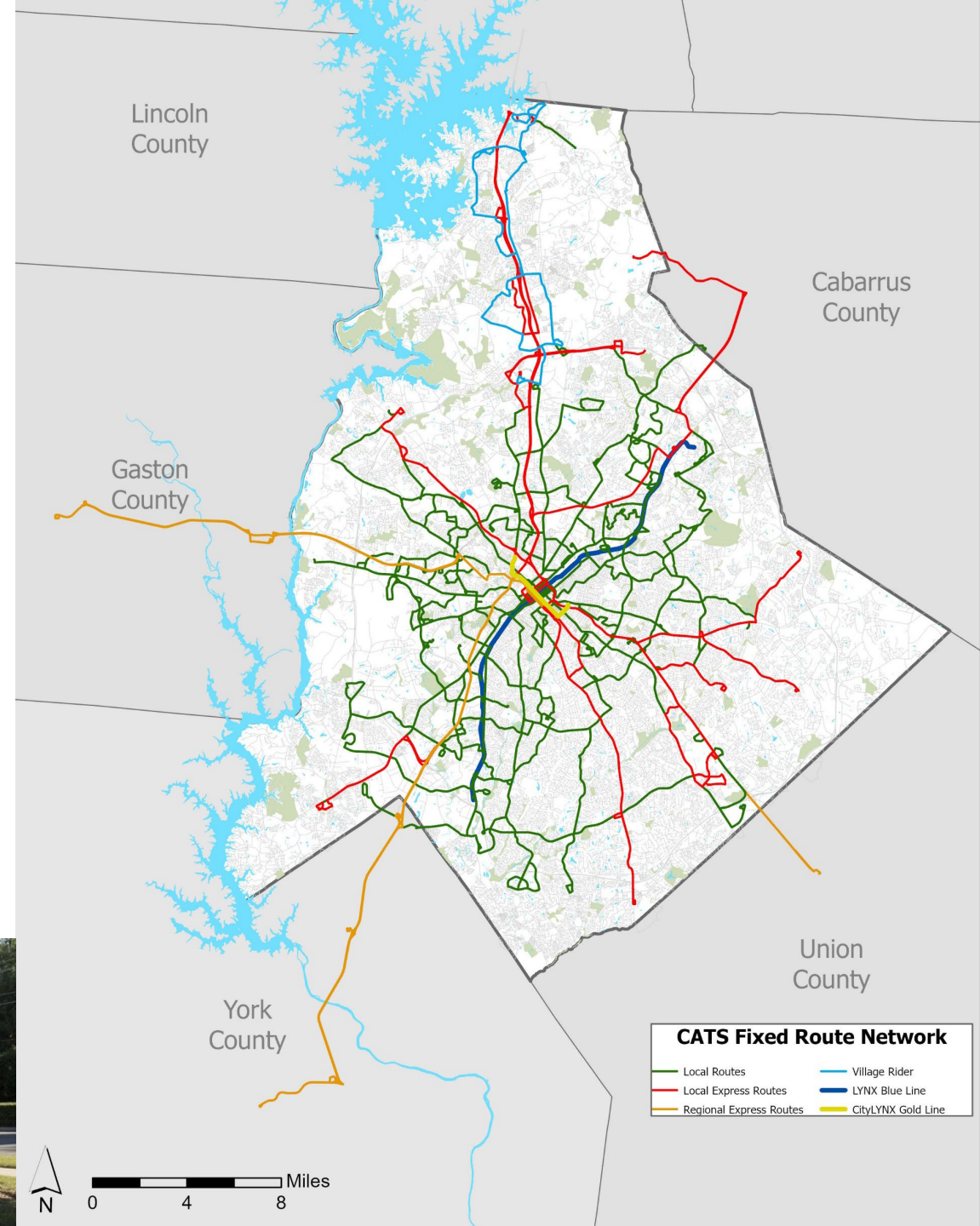
▶ FY 2023 Revenue Miles: 9,116,523

▶ Fleet: 252 Fixed Route Buses (18 Battery Electric Buses)

▶ Avg fleet: 9.7 years

▶ TMOE Employees: 703 FTE's

- ▶ Managed by RATP-Dev until Feb 11th



CATS Fixed Route Network

- Local Routes
- Local Express Routes
- Regional Express Routes
- Village Rider
- LYNX Blue Line
- CityLYNX Gold Line

Rail Overview

▶ LYNX Blue Line

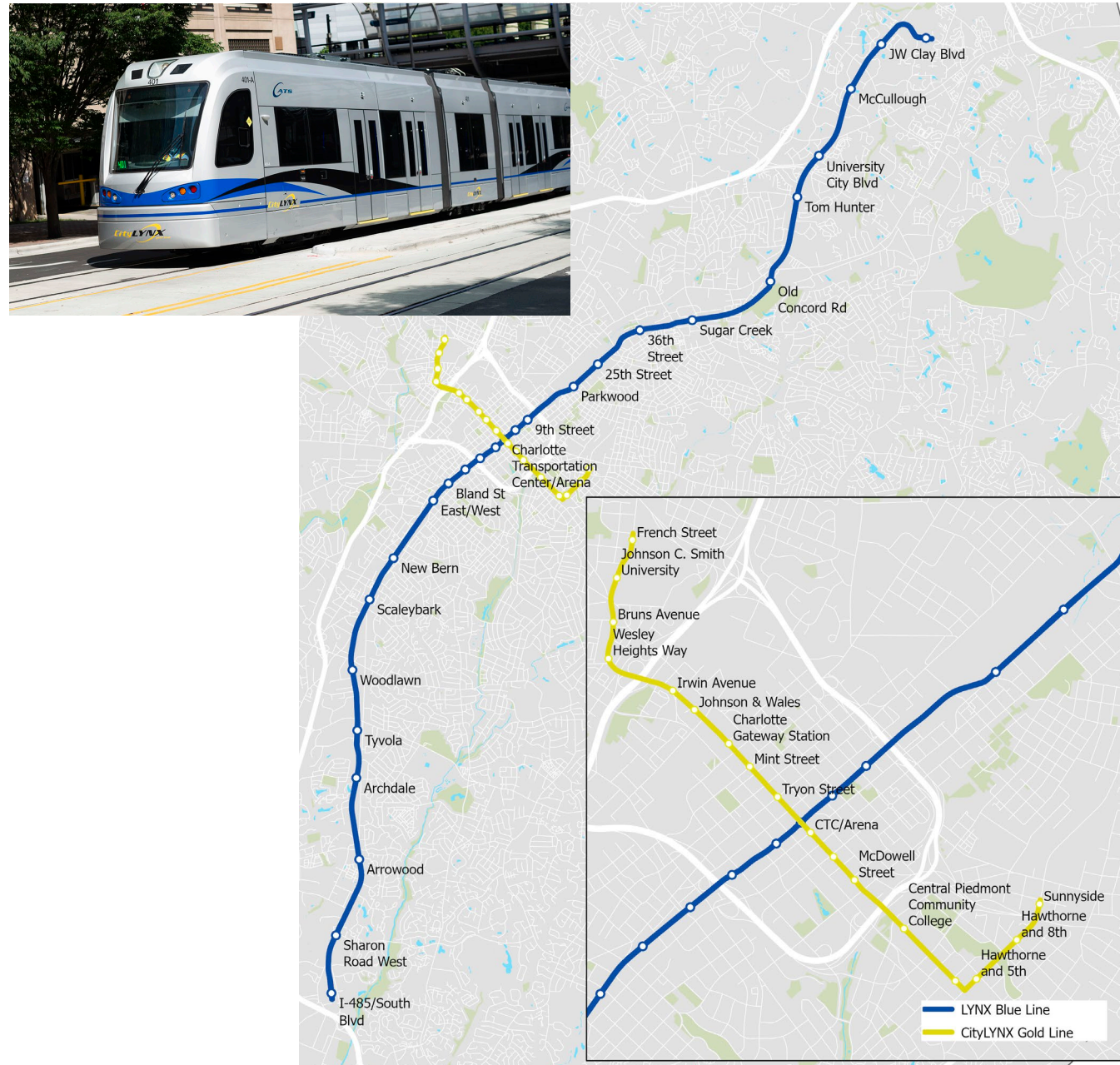
- ▶ 19 miles & 26 stations
- ▶ 42 train cars
- ▶ Hours of Service : 5 am to 2 am
- ▶ FY23 Ridership: 5,132,075

▶ CityLYNX Gold Line

- ▶ 4 miles & 17 stations
- ▶ 6 train cars
- ▶ Weekday: 6 am to 11:30 pm
- ▶ Saturday: 8 am to 11:30 am
- ▶ Sunday: 8 am to 10:30 am
- ▶ FY23 Ridership: 604,270


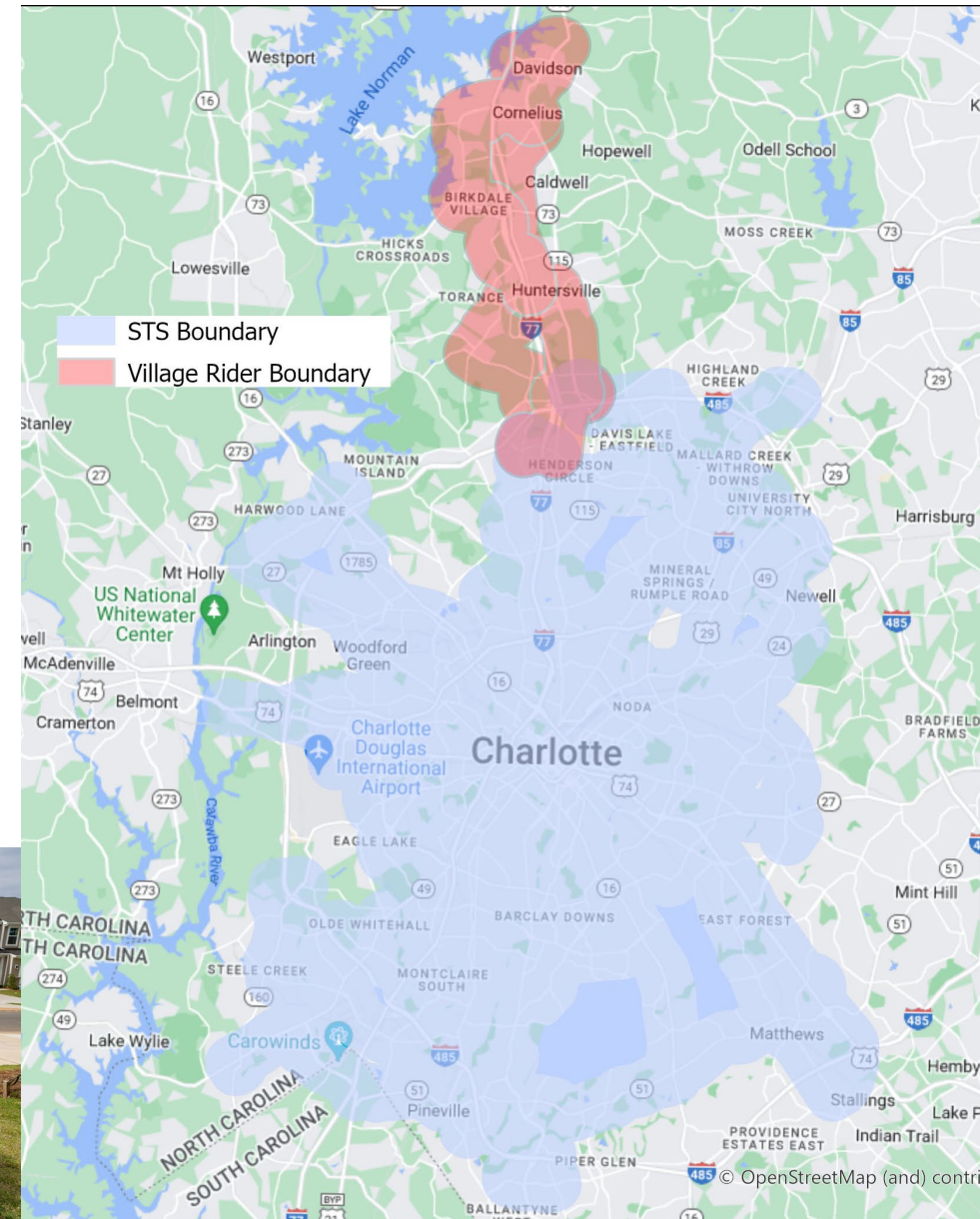
▶ Rail Operations Team FTE's

- ▶ 118 Operators and Ops Support Staff
- ▶ 142 Maintenance and MOW Staff members
- ▶ 38 Administrative Staff



Paratransit – STS Overview

- ▶ Eligible clients – 5,244
- ▶ Fleet - 83 buses
- ▶ Employees – 129 FTE's
- ▶ FY 2023 Ridership – 204,924
- ▶ Service area is based on federal requirement of serving a $\frac{3}{4}$ mile buffer around fixed route local services.



Operations Facilities

▶ Bus

- ▶ North Davidson 900 & 901 N Davidson Street (Fixed Route and Paratransit)
- ▶ South Tryon 3146 Tryon Street (Fixed Route)

▶ Light Rail

- ▶ South Blvd – 3200 S. Blvd, – 3305 Peloton Street
- ▶ 1911 North Brevard – 1911 N Brevard



Passenger Facilities

▶ 3,021 Bus Stops

- ▶ 268 with a Shelter
- ▶ 367 with a Bench

▶ 43 Rail Stations

- ▶ 26 – Blue Line
- ▶ 17 – Gold Line

▶ 4 Transit Centers

- ▶ CTC
- ▶ Rosa Parks TC
- ▶ Eastland TC
- ▶ South Park TC

▶ Park and Rides

- ▶ 17 Express Bus
- ▶ 11 Light Rail - 6,468 parking spaces



Building a System for the Region

Advancing the Plan

▶ Red Line

- ▷ Design Update
- ▷ Coordination with Norfolk Southern

▶ MetroRapid BRT

- ▷ Hambright Park and Ride

▶ Silver Line

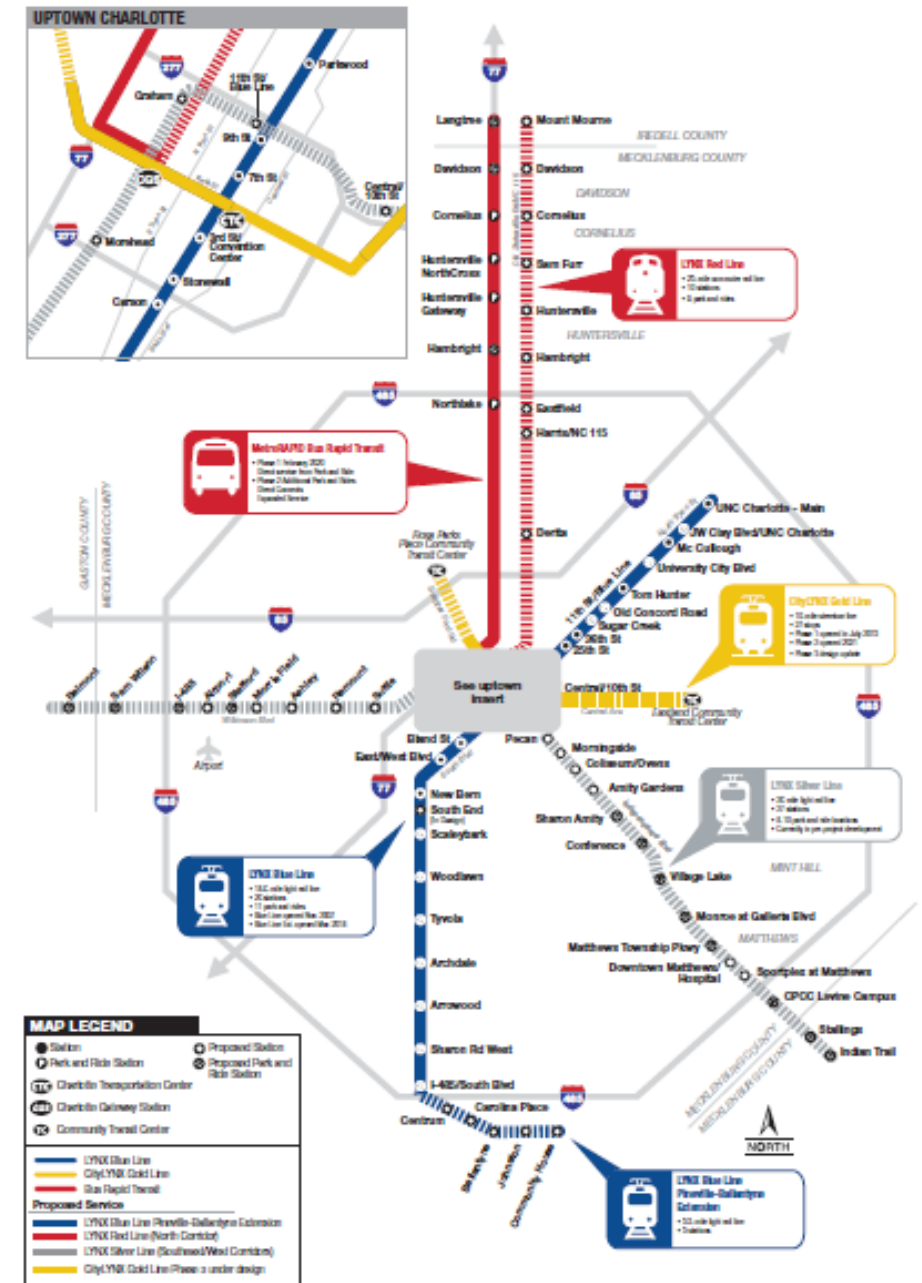
- ▷ Design and Environmental

▶ Gold Line Phase 3

- ▷ Design and Environmental

▶ Blue Line

- ▷ South End Station



LYNX Red Line

► Project Description

- ▷ 25 miles
- ▷ 10 stations

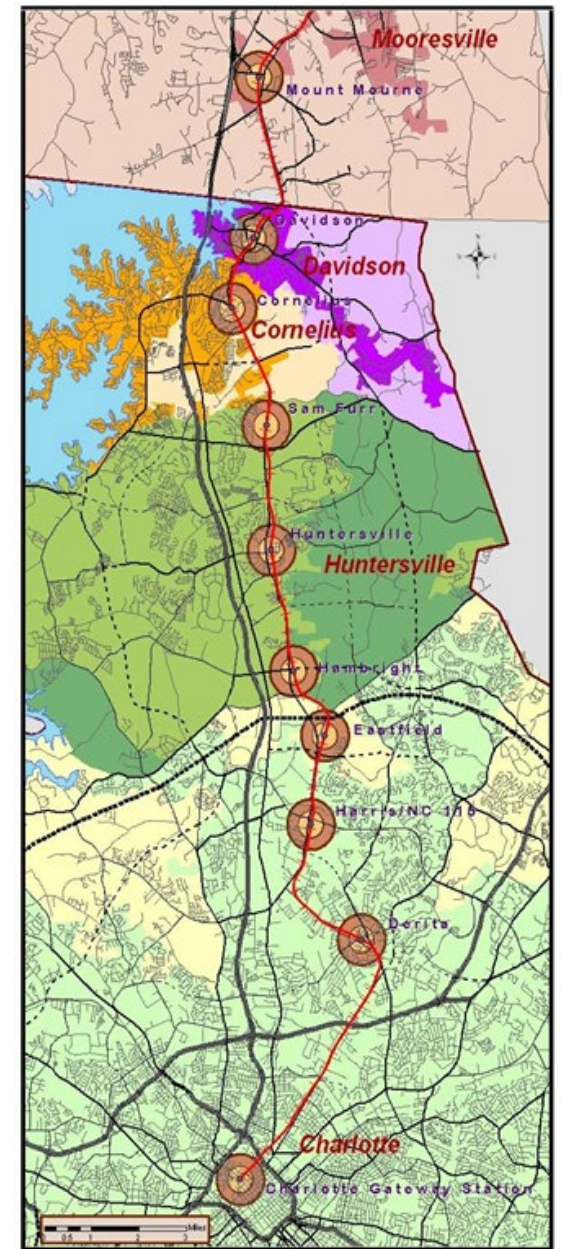
► Design Update

- ▷ Initiated in 2023
- ▷ Design Update
- ▷ Center City Access
- ▷ Update Operations Plan

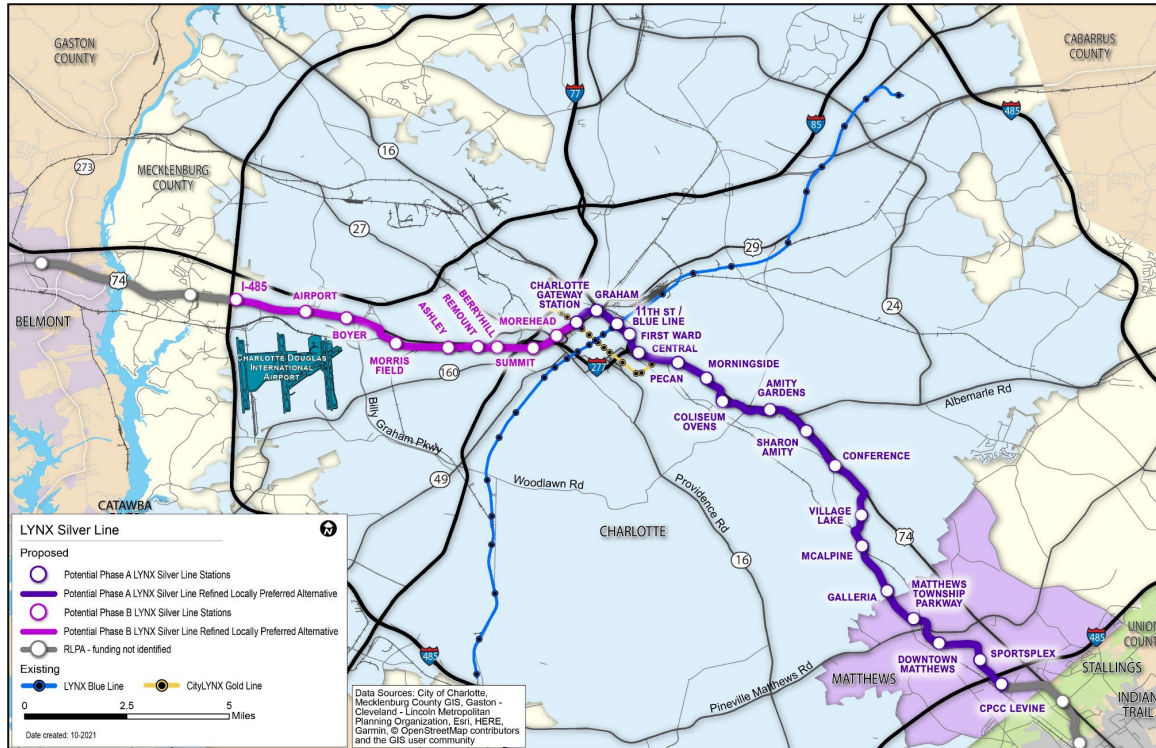
► Future Steps

- ▷ Complete 30% Re-design
- ▷ Environmental Document

- ▷ Confirm Station Locations
- ▷ Railroad Coordination
- ▷ Public Engagement



LYNX Silver Line



► Project Description

- ▷ 29 miles, 31 stations

► Design & Environmental


► Initiated in 2020

- ▷ 15% Design Complete in 2022 (Phases A & B)
- ▷ 30% Design Underway (Phase A)
- ▷ Environmental Impact Statement (Phase A)
- ▷ Public Engagement

► Future Steps

- ▷ Complete 30% Design
- ▷ Geotechnical Studies
- ▷ Coordination with NCDOT Projects

MetroRAPID BRT: Hambright Park & Ride



▶ Project Description

- ▷ Located in Town of Huntersville
- ▷ 500 parking spaces
- ▷ Bus operator restroom
- ▷ Mobility hub
- ▷ Carpool/vanpool staging

▶ Express buses will use I-77 express lane direct connect to access the P&R

▶ Schedule

- ▷ Environmental Complete
- ▷ Design Contract Award Nov 2023
- ▷ Design Phase 2024 -2025
- ▷ Construction 2026

Charlotte Gateway Station

▶ Signature multi-modal facility


- ▷ Amtrak station
- ▷ Bus facility
- ▷ 704 Trail
- ▷ Gold Line + Silver Line + Red Line
- ▷ Mixed use development

▶ Phase 1 – Infrastructure

- ▷ Municipal Agreement with NCDOT
- ▷ TIGER Grant/NCDOT/City Funding (≈\$87 M)
- ▷ Track, structures, signal


▶ Phase 2 - Master Developer

- ▷ RFQ / RFP process
- ▷ Developer working on Master Plan Design Concept and Costing



CTC Redevelopment

- ▶ **Public-Private Partnership**
- ▶ **Unsolicited Proposal/RFP - 2019**
 - ▷ DART/White Point Partners
 - ▷ New multi-modal bus facility with mixed use development
- ▶ **FTA RAISE Grant \$15 M - 2021**
- ▶ **City Council approvals**
 - ▷ Design Reimbursement Dec 2022
 - ▷ MOU Feb 2023
- ▶ **MTC approval – Jan 2022**
 - ▷ LPA Concourse Design Concept
- ▶ **Financial Framework**
 - ▷ Developer's Conceptual Cost Estimate \$89M



Thank you!